

RIAEC  
TILES

*Chase The Rarity*

[www.riaec.com](http://www.riaec.com)



---

CATALOGUE - 2020 - 2021

Vol. - 1

---







## ABOUT RIAEC

Riaec emerged through passion to make eco friendly engineered stone products without hurting the nature, almost all raw materials used are from recycled products, hence making the product eco friendly.

Further, To create more meaningful environments and experiences, Riaec provides premium quality architectural stone products with an inspirational natural textures and authentic color palettes, that empowers visionaries & creators to add elegance to their projects.

Riaec have not been created just to satisfy the need for style and design, but also meet all performance tests and have shown excellent outdoor and indoor durability, making them suitable for any weather & climate conditions.

Riaec products unlike natural stones, are light weight and have temperature reducing property, which makes it unique and easy to install on height, and are free from algae and fungus, makes it virtually maintenance free. Its appearance and color fastness lasts almost as your architectural project.

RIAEC





## ECO FRIENDLY

Riaec product range promotes eco friendly manufacturing.

Riaec products, unlike natural stones, uses most of the raw materials from recycled products, which in turn reduces the harsh stone mining from mother earth for cladding purposes.

This is how we contribute our part in conserving & preserving mother nature.





# Index

## Queens Villa

Queens Villa collection comes in eleven different color combinations including from earthy beige to slate hues.

Page 9

## Rockey Mnt. Ledge Stone

Irregular long combinations of ledge stone creates ProStone’s Master Piece “Rockey Mountain Ledge Stone”.

Page 71

## Natural Brick - II

Ranging from traditional reds to earth tones, from straight edges to tumbled and textured styles, enables you to add uniqueness to your space.

Page 33

## Lake Castle

This Interlock dry stack collection effortlessly accommodates traditional and contemporary style.

Page 77

## Techno Brick

Techno Brick is a classically-shaped profile with all the surface character you could want. A very alluring Brick Shaped Stones.

Page 45

## Florence Villa

Florence Villa creates a unique provincial style facade or eye catching exterior walls.

Page 91

## Natural Brick - I

Gives clean, classic appeal of hand-chiseled brick stone. Using with any grout techniques assures you, not only of the old-world charm you desire, but the believability you expect.

Page 53

## Old County Field Stone

Irregular pieces of stones with spiked edges creates ProStone’s Old County Field Stone. It reflects the sunlit countryside and the nobility of the past.

Page 95

## Vintage Wood

Vintage Wood rustic textures and unique curves look like they were pulled straight from the Tree.

Page 57

## River Stone

River Stone is a salad of water worn pebbles. This beautiful combination is made by keeping in mind the beauty of natural water areas, combining dynamismand tranquility together.

Page 99

## Piedra Caliza

Piedra Caliza is the quintessential of lime stone design. Inspired by the unique landscape of the beloved Italian region.

Page 65

## Tuscan Villa

Tuscan Villa comes in moulded waterfall stone shapes and regular sizes that can be easily installed. It Creates more beauty when water is made to fall down the edges of Tuscan Villa Stone.

Page 107



Valley Forge

Valley Forge Collection comes in two different color combinations. A smooth, monochromatic combination of dynamism and tranquility together.

Installation Instruction

Prior to installation, Please go through installation instruction guide for laying instructions.



# Queens Villa

Riaec’s Queens Villa collection comes in eleven different color combinations including from earthy beige to slate hues. Its unique texture and variable structure matches every space and application, resembling to an ancient royal look.

Queens



Feather Fawn



Bour Bon



Golden Amethyst



Heritage Hue



Fossil Glory




Moroccan Grey



Basalt Nero



Platinum Hue



Almond Terracotta



Blended Slate



Turkish Beige

RIAEC  
TILES

*Chase The Rarity*



95 mm



145 - 455 mm



33 mm



24.7 kg  
per carton



9.5 sq ft  
per carton



Weather Conditions

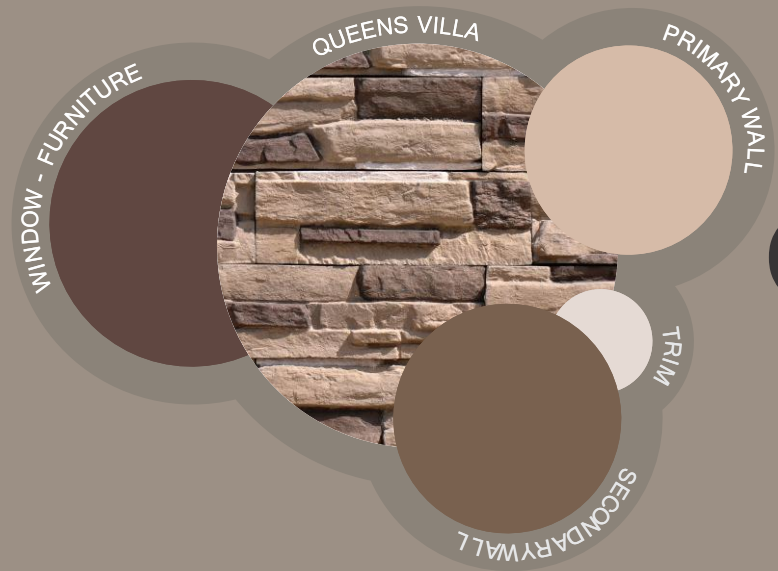
Applicable on Internal & External spaces  
Resistant to: Extreme temperatures from  
-30 to +50 degrees Celsius, Frost, UV,  
Different humidity levels, Water.

Above given dimensions and measurements  
are approximate.












# Queens Villa

## Bour Bon





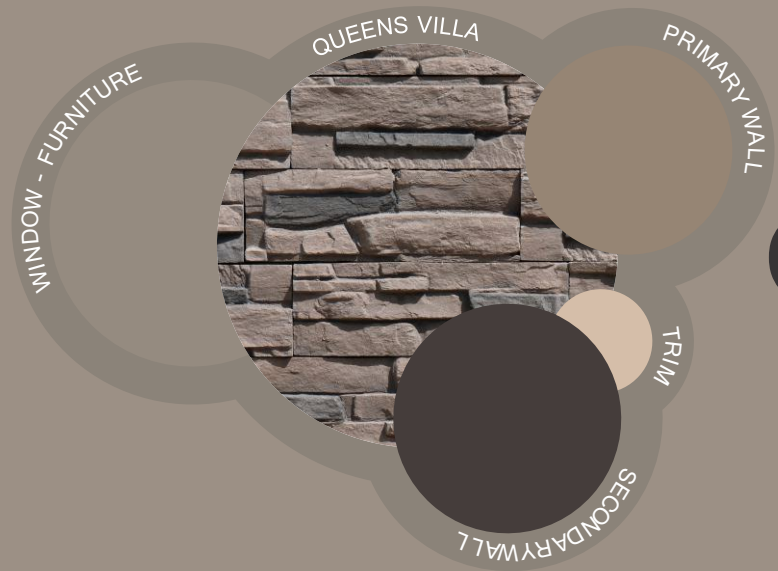


# Queens Villa

Golden Amethyst







# Queens Villa


## Heritage Hue












# Queens Villa

## Moroccan Grey








# Queens Villa

## Basalt Nero







# Queens Villa

## Platinum Hue








# Queens Villa

## Almond Terracotta





# Queens Villa

## Blended Slate










# Natural Brick – II

The exquisite allure of Riaec’s Natural Brick - II on your home or office will be a bold expression of your unique persona. Ranging from traditional reds to aged earth tones, from straight edges to tumbled and textured styles enable you to add uniqueness to your space.

Natural Brick



Mystical Beige



Seductive Grey



60 mm



220 mm



16 mm



31.1 kg per carton



19.5 sq ft per carton

Above given dimensions and measurements are approximate.



Weather Conditions

Applicable on Internal & External spaces  
Resistant to: Extreme temperatures from -30 to +50 degrees Celsius, Frost, UV, Different humidity levels, Water.



Sparkled Terracota




Subtle Flame



Victorian Era





# Natural Brick - II


## Mystical Beige













# Natural Brick - II


## Sparkled Terracotta












# Natural Brick - II

## Victorian Era





# Techno Brick

Riaec’s Techno Brick is a classically-shaped profile with all the surface character you could want. Edges are chiseled and worn as if they’d braved the elements for decades. it can complement the whole building facade or achieve unique interior design.

# Techno Brick

RIAEC  
TILES

*Chase The Rarity*



58 mm



230 mm



13 mm



29.7 kg  
per carton



19 sq ft  
per carton

Above given dimensions and measurements  
are approximate.



Weather Conditions

Applicable on Internal & External spaces  
Resistant to: Extreme temperatures from  
-30 to +50 degrees Celsius, Frost, UV,  
Different humidity levels, Water.



Zircon Dust




Platinum Hue



Basalt Nero






# Techno Brick

## Zircon Dust









# Techno Brick

## Platinum Hue







# Techno Brick

## Basalt Nero





# Natural Brick – I

Riaec’s Natural Brick - I gives clean, classic appeal of hand-chiseled brick stone. Using Natural Brick - I with any of a number of notable grout techniques assures you, not only of the old-world charm you desire, but the believability you expect.

# Natural Brick – I



|  |                       |
|--|-----------------------|
|  | 55 mm                 |
|  | 210 mm                |
|  | 14 mm                 |
|  | 31.1 kg per carton    |
|  | 18.5 sq ft per carton |

Above given dimensions and measurements are approximate.



Weather Conditions

Applicable on Internal & External spaces  
Resistant to: Extreme temperatures from -30 to +50 degrees Celsius, Frost, UV, Different humidity levels, Water.



Golden Heritage





# Natural Brick - I

## Golden Heritage



# Vintage Wood

Riaec’s Vintage Wood rustic textures and unique curves look like they were pulled straight from the tree. This creates the warm effect of wood, while retaining the positive features of the architectural stone, Without disturbing the nature cycle.



- 145 mm
- 485 mm
- 45 mm
- 18.3 kg per carton
- 3.80 sq ft per carton


Above given dimensions and measurements are approximate.




Weather Conditions  
Applicable on Internal & External spaces  
Resistant to: Extreme temperatures from -30 to +50 degrees Celsius, Frost, UV, Different humidity levels, Water.



Autumn Call




Smoked Maple



Petrified Walnut





# Vintage Wood

## Autumn Call









# Vintage Wood

## Smoked maple







# Vintage Wood

## Petrified Walnut





# Piedra Caliza

Riaec’s Piedra Caliza is the quintessential of rustic sand stone design.Inspired by the unique landscape of traditional eastern region. Uniquely fashioned stones create a look that is appropriate for a variety of design opportunities ranging from contemporary to traditional.

Piedra caliza

RIAEC  
TILES

Chase The Rarity



50 - 135 mm



110 - 230 mm



31 mm



25.1 kg  
per carton



9.77 sq ft  
per carton

Above given dimensions and measurements  
are approximate.



Weather Conditions

Applicable on Internal & External spaces  
Resistant to: Extreme temperatures from  
-30 to +50 degrees Celsius, Frost, UV,  
Different humidity levels, Water.




Feather fawn




Basalt nero





# Piedra Caliza

## Feather Fawn














# Rockey Mnt. Ledge Stone

A Ledge is a piece of rock on the side of a cliff or mountain, which is in the shape of a narrow shelf, Irregular long combinations of ledge stone creates Riaec’s master piece “Rockey Mountain Ledge”.

# Rockey Mnt. Ledge Stone



|   |                      |
|---|----------------------|
|  | 45 - 85 mm           |
|  | 270 - 370 mm         |
|  | 32 mm                |
|  | 25.5 kg per carton   |
|  | 9.3 sq ft per carton |

Above given dimensions and measurements are approximate.



Weather Conditions  
Applicable on Internal & External spaces  
Resistant to: Extreme temperatures from -30 to +50 degrees Celsius, Frost, UV, Different humidity levels, Water.




Pottery Barn



Bour Bon





# Rockey Mnt. Ledge Stone

pottery barn









# Lake Castle

This interlock dry stack collection effortlessly accommodates traditional and contemporary style. Riaec’s Lake Castle comes in six different color palettes ranging from cream to beige tones and grey to absolute black.


Lake Castle



Almond Terracotta




Basalt Nero



Bour Bon



Moroccan Grey



Feather Fawn



Blended Slate

RIAEC  
TILES

*Chase The Rarity*



147 mm



600 mm



40 mm



21.4 kg  
per carton



5.16 sq ft  
per carton

Above given dimensions and measurements  
are approximate.




Weather Conditions

Applicable on Internal & External spaces  
Resistant to: Extreme temperatures from  
-30 to +50 degrees Celsius, Frost, UV,  
Different humidity levels, Water.









# Lake Castle

## Basalt Nero








A circular color palette diagram with five overlapping circles. The top-left circle is light tan, labeled 'WINDOW - FURNITURE'. The top-right circle is light grey, labeled 'PRIMARY WALL'. The bottom-left circle is dark brown, labeled 'SECONDARY WALL'. The bottom-right circle is light yellow, labeled 'TRIM'. The top circle is a darker tan, labeled 'LAKE CASTLE'. The background of the diagram is a close-up of the stone wall texture.

# Lake Castle

## Bour Bon







# Lake Castle


## Moroccan Grey











# Lake Castle

## Blended Slate





# Florence Villa

Riaec’s Florence Villa creates a unique provincial style facade or eye catching exterior walls. Florence Villa is inspired by the unique landscape of the beloved Italian region.

# Florence Villa

RIAEC  
TILES

Chase The Rarity



50 - 140 mm



130 - 210 mm



32 mm



20.6 kg  
per carton



9.35 sq ft  
per carton

Above given dimensions and measurements  
are approximate.



Weather Conditions

Applicable on Internal & External spaces  
Resistant to: Extreme temperatures from  
-30 to +50 degrees Celsius, Frost, UV,  
Different humidity levels, Water.



Bour Bon







# Old County Field Stone

Irregular pieces of stones with spiked edges creates Riaec’s Old County Field Stone. It reflects the sunlit countryside and the nobility of the past. It adds elegance for suburban houses, vacation residences and why not bring natural style inside the city.

# Old County Field Stone

RIAEC  
TILES

Chase The Rarity



105 - 210 mm



180 - 260 mm



33 mm



21.1 kg  
per carton



10.62 sq ft  
per carton

Above given dimensions and measurements  
are approximate.



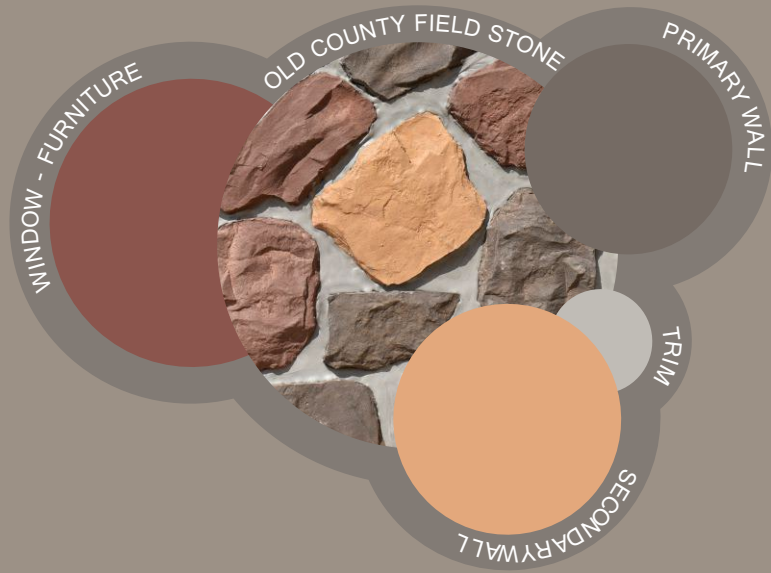
Weather Conditions

Applicable on Internal & External spaces  
Resistant to: Extreme temperatures from  
-30 to +50 degrees Celsius, Frost, UV,  
Different humidity levels, Water.



Pottery Barn





# Old County Field Stone

## Pottery Barn





# River Stone

Riaec’s River Stone is a salad of water worn pebbles. This beautiful combination is made by keeping in mind the beauty of natural water areas, combining dynamism and tranquility together.

# River Stone

RIAEC  
TILES

*Chase The Rarity*



60 - 90 mm



90 - 130 mm



30 mm



26.7 kg  
per carton



8.47 sq ft  
per carton

Above given dimensions and measurements  
are approximate.



Weather Conditions

Applicable on Internal & External spaces  
Resistant to: Extreme temperatures from  
-30 to +50 degrees Celsius, Frost, UV,  
Different humidity levels, Water.



Pottery Barn




Platinum Hue



Bour Bon






# River Stone


## Pottery Barn






# River Stone

## Platinum Hue







# River Stone

## Bour Bon





# Tuscan Villa

Riaec’s Tuscan Villa comes in moulded waterfall slate stone shapes and regular sizes that can be easily installed. It Creates more beauty when water is made to fall down from the edges of Tuscan Villa. The timeless look of Tuscan Villa is a favorite among designers and masons.

RIAEC  
TILES

Chase The Rarity



145 mm



580 mm



27 mm



14.1 kg  
per carton



7.4 sq ft  
per carton

Above given dimensions and measurements  
are approximate.




Weather Conditions

Applicable on Internal & External spaces  
Resistant to: Extreme temperatures from  
-30 to +50 degrees Celsius, Frost, UV,  
Different humidity levels, Water.




Sand Dune




Moroccan Grey



Taupe Rust

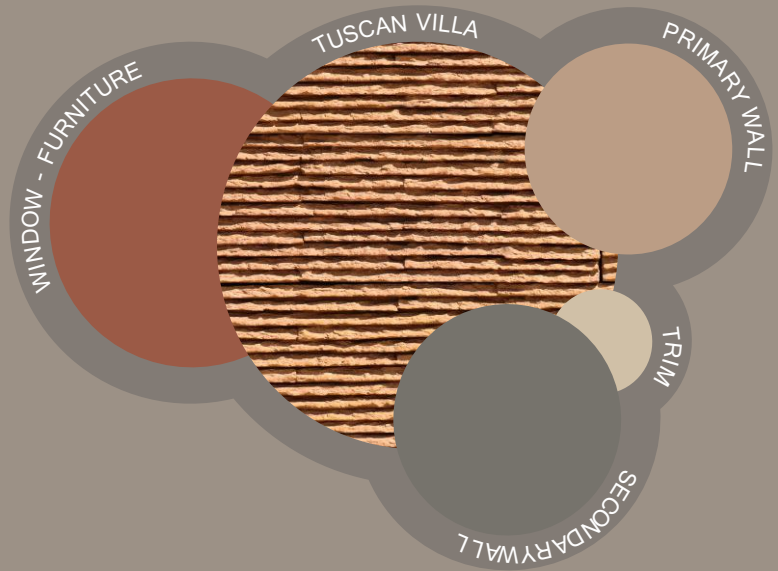


Basalt Nero




Victorian Era







# Tuscan Villa

## Sand Dune








# Tuscan Villa

## Moroccan Grey










# Tuscan Villa

## Taupe Rust








# Tuscan Villa

## Basalt Nero









# Tuscan Villa

## Victorian Era





# Valley Forge

Riaec’s Valley Forge Collection creates a kind of motion in your space. A smooth, monochromatic combination of dynamism and tranquility together. It comes in two different color combinations which can add delight to your existing space.

# Valley Forge

RIAEC  
TILES

*Chase The Rarity*



150 mm



595 mm



28 mm



16.8 kg  
per carton




7.6 sq ft  
per carton

Above given dimensions and measurements  
are approximate.




Weather Conditions

Applicable on Internal & External spaces  
Resistant to: Extreme temperatures from  
-30 to +50 degrees Celsius, Frost, UV,  
Different humidity levels, Water.

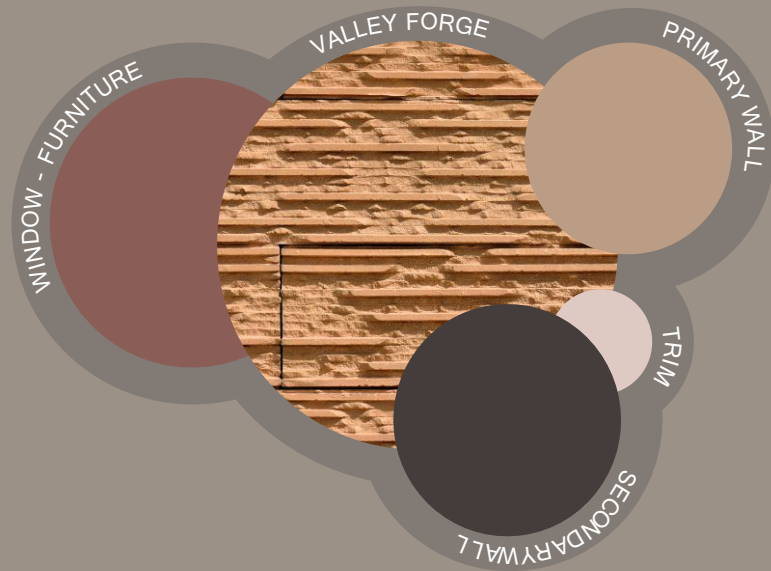



Desert Hue



Basalt Nero






# Valley Forge

## Desert Hue







# Valley Forge

## Basalt Nero





# INSTALLATION GUIDE

Prior to installation of the material, please go through this guide carefully.

## PREPARATIONS FOR INSTALLATION

- Do not apply stone upon a painted surface or upon a surface covered with a film of varnish. Correct the situations, depending on the case.
- Do not apply stone upon surfaces with an increased water absorption ratio, upon surfaces that are corroded by humidity, or upon dust – covered or flimsy surfaces.
- During installation in extreme climates, we suggest to use adhesives as per the specifications.
- Do not install the product if it is not in compliance with the specifications. Contact your supplier as soon as possible, producing the relevant purchasing invoices.



# INSTALLATION PROCEDURE

- First clean the substrate from dust and dirt, for good accretion of the mortar-shapes, thickness and textures. Level out the first line of where the stones will be placed.
- If has to work on a substrate like cement board or plywood, Use specially made urethane based adhesive rather than mortar to adhere stones to the surface.
- For prepare mortar, taking into consideration the amount of water, for good accretion and the right consistency.
- Apply mortar on the instillation surface as much as needed so that it does not dry out when installing the stone.
- Use hand gloves, if stones are white or bright in color, to prevent dirt or stain on stone.
- Lay out stones and mix from various cartoons at least 2m<sup>2</sup> to create a balance between different colors, shapes, thickness and textures.
- Using the spatula or resembling tool, perimetrically clean the stone from overlapping material for better installation. Since the back surface of the stone is dry, wet it with water to avoid the absorption of water from mortar.
- Fully cover back surface of the Stone with mortar so there is no gap between the stone and the surface.
- Place the stone by pressing hard to ensure a very good adherence of the mortar in the back surface of the stone.
- Use a rubber mallet(rubber hammer) to properly fix and level the stone, in order not to wound the stone.
- Fill the perimetric channel of the stone with mortar by using the spatula. Remove any excess mortar using a trowel.
- Provided that if there is a joint, in order to stabilize the stones spacers can be used where it is needed.
- For grouting between the joint use a pastry bag or a grouting gun. In both cases effectively cut the end until the desirable width for the joint is achieved.
- If mortars gets on the surface of the stone before it hardens (after 0.5 or 1 hour) brush off the mortar with a soft wired brushed or hard plastic, do not use metal.
- When installing the joint the creation of vertical joints in parallel lines must be avoided. Install it in zigzag manner.
- Clean the stones by using a dry paint brush.
- Apply protective / colour enhancer coat to stones.





**Disclaimer :**

The product colors and textures shown in this brochure are as accurate as current photography and printing techniques allow. We strongly recommend looking at product samples before ordering. Riaec reserves the right to make product improvements and modification without prior notification. Reproduction of this catalogue and its contents is subject to written permission by Prostone.

---

[www.riaec.com](http://www.riaec.com)